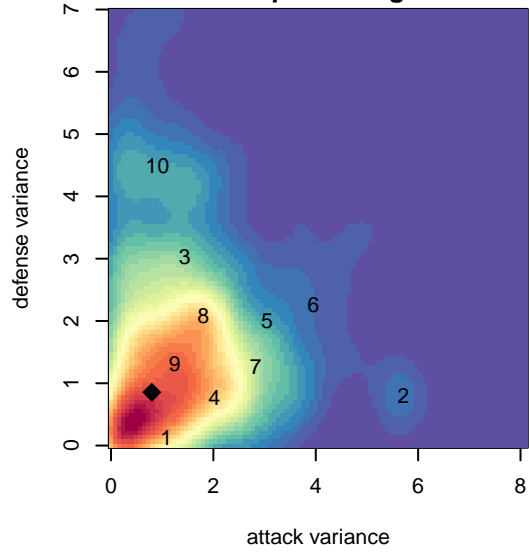
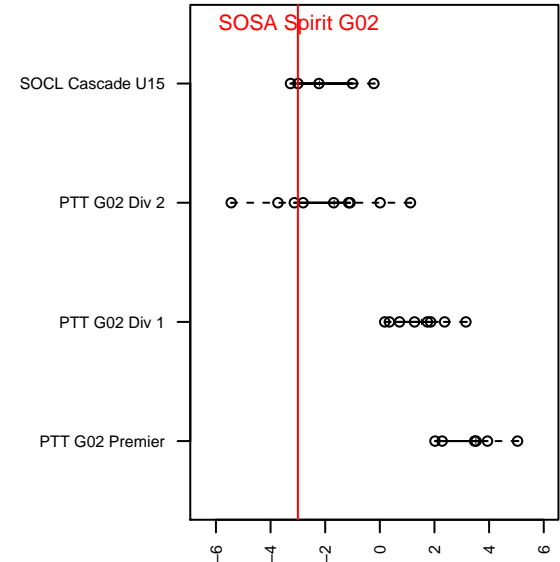
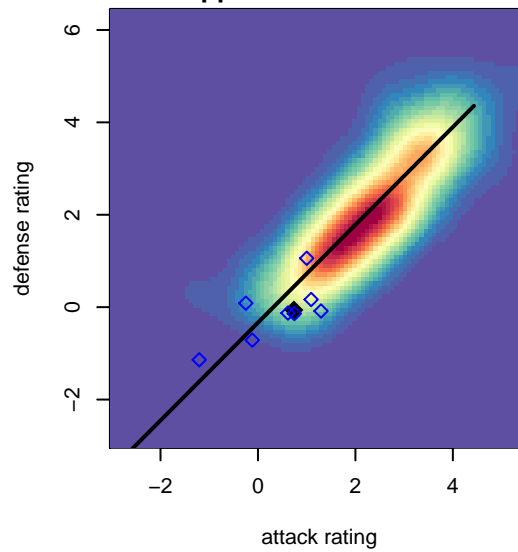


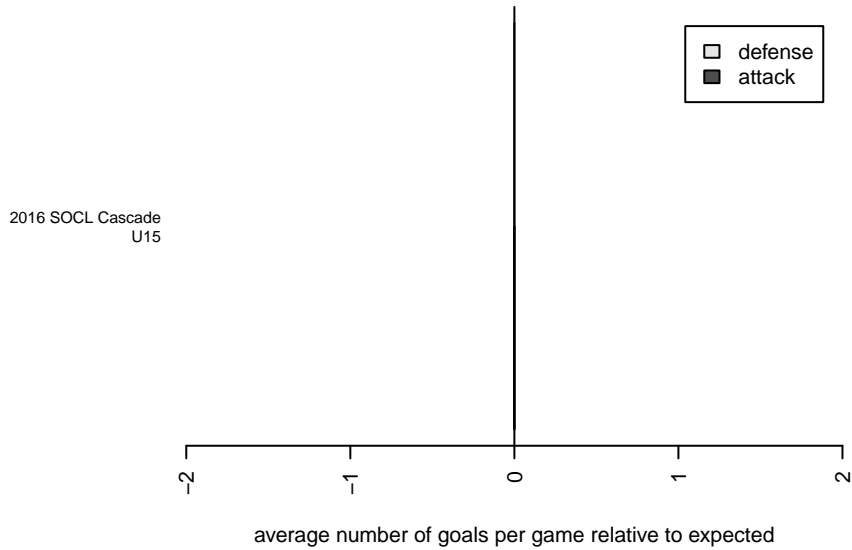
**attack and defense variance (black dot)
relative to other teams
and top 10 in region**



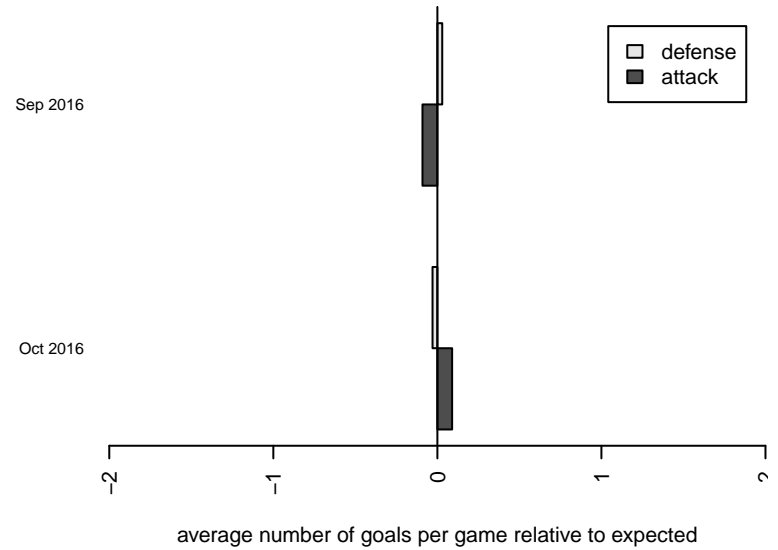
**attack and defense rating
relative to others at age
and all opponents in last 13 months**



Performance relative to 13 month average



Performance relative to 13 month average



date	home		away		venue	pred.home	pred.away
2016-10-23	SOSA Spirit G02	0	Rogue Valley Timbers White G02	4	2016 SOCL Cascade U15	0.71	2.74
2016-10-22	Basin Utd Rage G03	3	SOSA Spirit G02	2	2016 SOCL Cascade U15	3.16	1.78
2016-10-09	Rogue Valley Timbers White G03	1	SOSA Spirit G02	2	2016 SOCL Cascade U15	0.86	1.90
2016-10-02	SOSA Spirit G02	1	Basin Utd Rage G03	4	2016 SOCL Cascade U15	1.78	3.16
2016-10-01	SOSA Spirit G02	4	Table Rock Wildcats G02	0	2016 SOCL Cascade U15	2.39	1.93
2016-09-25	Basin Utd Fury G03	3	SOSA Spirit G02	4	2016 SOCL Cascade U15	2.19	2.53
2016-09-24	SOSA Spirit G02	2	Basin Utd Rage G02	4	2016 SOCL Cascade U15	2.27	3.86
2016-09-18	SOSA Spirit G02	1	Rogue Valley Timbers White G03	1	2016 SOCL Cascade U15	1.90	0.86
2016-09-17	Ashland SC Crossfire G03	0	SOSA Spirit G02	4	2016 SOCL Cascade U15	0.93	4.19
2016-09-11	Grants Pass YSC Chaos Blue G04	0	SOSA Spirit G02	6	2016 SOCL Cascade U15	0.30	6.57